

Glimpse of Basic Animal Husbandry Statistics-2020

Manish Pandey and V P Belsare

Department of Livestock Production Management

Khalsa College of Veterinary and animal sciences, Amritsar, Punjab

Basic Animal Husbandry Statistics (BAHS) is an official document published by Department of Animal Husbandry and Dairying that comes under Ministry of Fisheries, Animal Husbandry and Dairying, Government of India. It provides the annual estimates of major livestock products viz. milk, meat, eggs and wool. It also presents the data for number of veterinary hospitals, polyclinics, goshalas, state farms and other infrastructures and number of artificial insemination performed. All India as well as state/UT level wise estimates fulfill the need of timely availability of reliable and current data which further help in evolving, monitoring and evaluating various developmental schemes in this sector. The data is also used in research and policy making.

The estimates are obtained by Integrated Sample Survey (ISS) that is done annually. The methodology for the ISS is designed by ICAR-Indian Agricultural Statistics Research Institute. The survey is conducted from March to February in three seasons of 4 month. Around 5% villages are targeted in every season taking into account a total 15% villages, from 2015-16 onwards two

urban wards of each district are also selected at random.

Milk Production

As per BAHS 2020, the total milk in the country is 198.44 million tons for the year 2019-20. India ranks 1st in the world and our milk production increased with the annual growth rate of 5.69%. Highest growth rate in milk production is noted in Karnataka state (14.31%). Top 5 milk producing states are Uttar-Pradesh,

Rajasthan, Madhya Pradesh, Gujarat and Andhra Pradesh.

The per-capita availability now has reached to 406 g/day. Average milk yield of exotic/crossbred cows per days is 8.2 kg/day and of indigenous/non-descript cows is 3.08 kg/day during 2019-20. Punjab shares 6.73% of total milk production, with highest per-capita availability of 1221 g/day in India. Species wise share in total milk production is shown in Figure 1.

Egg Production

Total Egg production of the country is 114 billion for the year 2019-20, with securing 3rd position in the world (FAO). Our egg production increased by 10.19 % compared to previous year. The per-capita availability is 86 eggs /annum. The growth rate in egg production is noted highest in Rajasthan state (62.27%). The top 5 egg producing states are Andhra Pradesh, Tamil Nadu, Telangana, West Bengal and Karnataka. Percentage share of Punjab in total egg production is 4.93 and the per-capita availability is 189 eggs /annum which have surpassed the egg consumption recommendations by ICAR i.e. 180 eggs/annum. Share of different species in total egg production is shown in Figure 2.

Meat Production

The total meat production in the country is 8.6 million tons. We stand 5th in the world in terms of total meat production. It grows by 5.98% compared to previous year. Highest growth rate in meat production is noted in Karnataka state (20.21%). Top five meat producing states are Uttar Pradesh, Maharashtra, West Bengal, Andhra Pradesh and Telangana. Poultry contributes maximum in total meat production i.e. 50.5% (4.34 million tons). Punjab's share in total meat production is

2.89%. The species wise contribution is shown in Figure 3.

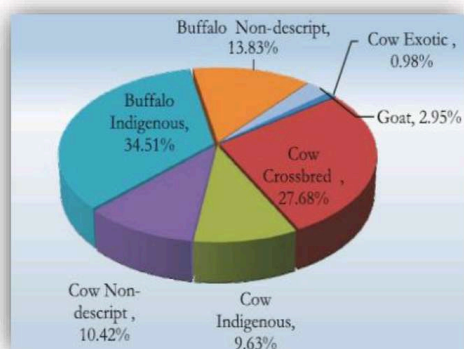


Figure 1 Species wise share in milk production

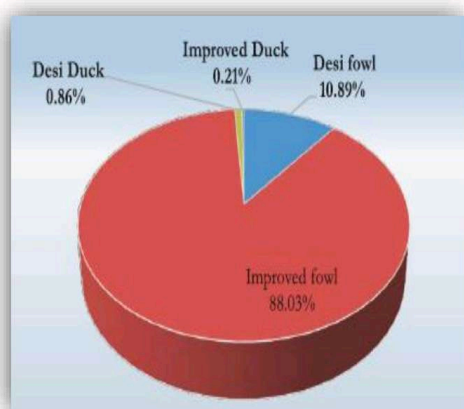


Figure 2 Species wise share in total egg production

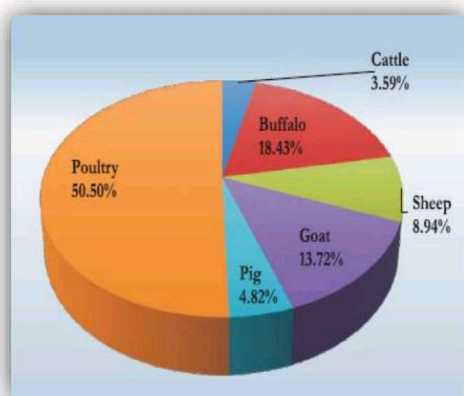


Figure 3 Species wise share in meat production

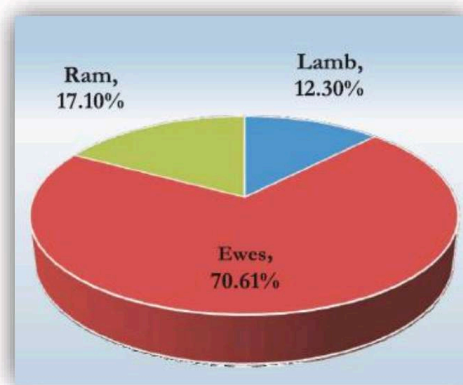


Figure 4 Share in total wool production

Source: Basic Animal Husbandry Statistics-2020

Wool production

Total wool production for the year 2019-20 is 36.76 million kg. Our wool production declined by 9.05% compared to previous year. The growth rate is noted highest for Jharkhand state (5.73%). Top five wool producing states of India are Rajasthan, Jammu and Kashmir, Telangana, Gujarat and Karnataka. Punjab share in total wool production is 1.43%. Share of ewes, ram and lamb in total wool production is shown in Figure 4.

Animal Husbandry/Veterinary Institutions in India and Artificial Insemination Done

A total of 25,815 veterinary dispensaries, 2,27,644 veterinary aid centers and 11,943 veterinary hospitals are present in the country and a total of 76.39 million artificial inseminations have been done in 2019-20.

Gross Value Added

Livestock sector has contributed 28.36% in gross value added of agriculture and allied sector. In overall, it contributed 5.1 to gross value added. The growth rate in livestock sector is 7%, more than the growth in crop sector (3.95%) for the year 2019-20.